

Summary of Accounts 2009-2010

Staff Numbers

	31 March 2009	31 March 2010
Police Officers	3512	3516
Police Staff	2354	2248
Police Community Support Officers	362	363

Efficiency and Value for Money

The Police Authority has set a plan to achieve £29m in efficiency savings over the three-year period 1 April 2009 to 31 March 2012. The target for 2009-10 was approximately £11m and this was exceeded by £2m as cash releasing savings were £5m and productivity savings were £8m giving a total of £13m.

Extract from the balance sheet as at 31 March 2010:

	£m
Land and Buildings and Other Assets	152.2
Investments	40.5
Debtors	14.1
Stock	0.9
	<hr/> 207.7
<u>Less:</u>	
Creditors	(21.8)
Long Term Borrowing	(28.7)
Provisions for claims against the Authority	(2.2)
Bank Overdraft	(5.8)
	<hr/> (58.5)
Total Assets less Liabilities	<hr/> <hr/> 149.2

This extract shows long and short term assets, short term liabilities and borrowing. It excludes pension liabilities. The Police Authority manages its investments so as to maximise the security of its financial assets. There has been no loss of financial assets during the year.

Balances and Reserves

The balance on the General Reserve as at 31 March 2010 was £6.2m representing 2% of the Net Revenue Budget. This is in line with the Medium Term Financial Plan.

Future Plans

The Authority set a budget to spend £286.459m in 2010-11 on revenue expenditure. Since the budget was set, the government reduced grant funding by £2.8m which is being addressed through further value for money savings.

We would also like to hear your views about this leaflet. Please telephone us on 01392 268333 or email us at PolAuth@devonandcornwall.pnn.police.uk



Devon & Cornwall
Police Authority

Summary of Accounts 2009-10

We have followed the Chartered Institute of Public Finance & Accountancy's Code of Practice on Local Authority Accounting in putting together the full accounts for the Police Authority. This document provides a summary of those accounts and proven accounting practice has been used to provide a simplified and relevant presentation of the Authority's financial position. The Police Authority's accounts are audited by the Audit Commission. The Commission's opinion was that the accounts presented a true and fair view of the Police Authority as at 31 March 2010 and that the Authority made proper arrangements to secure economy, efficiency and effectiveness in its use of resources for the year ending 31 March 2010.

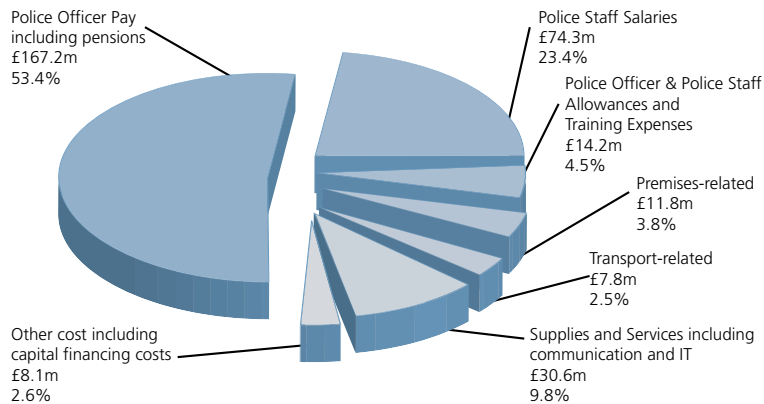
For a full copy of the 2009-10 accounts and a full range of other publications, please visit the Authority website at <http://www.dcpa.police.uk> or write to: Devon and Cornwall Police Authority, PO Box 229, Exeter, EX2 5YT

Revenue Income & Expenditure

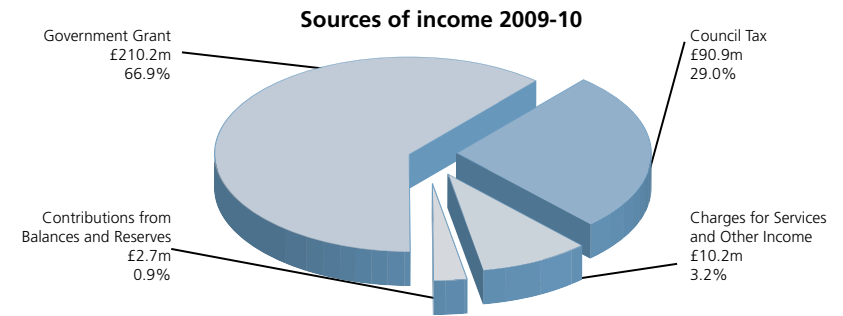
The Devon & Cornwall Police Authority set a revenue budget for 2009-10 of £277.348m. Cash savings of over £5m were required to deliver a balanced budget and maintain police officer numbers at 3,500. The savings include a substantial reduction in police staff posts which were achieved by reducing "back office" services in Finance, Human Resources and Information and Communication Technology. The 2009-10 council tax charge for a standard band D property was £149.22, the lowest in the South West region and below the national average.

Actual spending for 2009-10 was £1.321m below the approved estimate. Of this sum £0.246m will be carried forward to meet committed expenditure that was not delivered by 31 March 2010. The remaining under-spend of £1.075m was put aside to help us manage reductions in central government grant funding in 2010-11 and future years.

What the money was spent on 2009-10

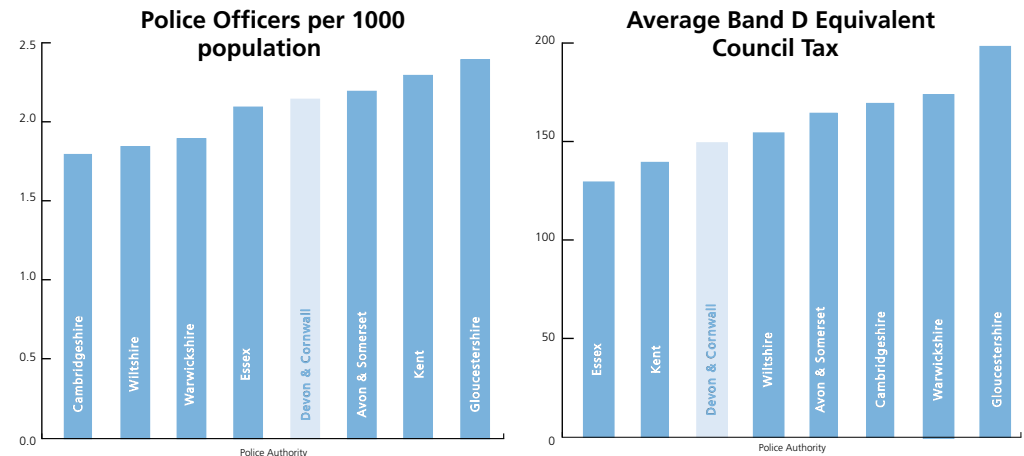


When specific grant and income for services is added to general grant, total income for the Police Authority was £314m in 2009-10.



How much does Devon and Cornwall Police Authority spend compared to other Authorities?

The Home Office categorises forces into 'most similar' groups. Within Devon & Cornwall's group, we have the above average officers per 1,000 population but below average council tax per head of population.



Capital Expenditure

As well as day to day expenditure on running costs, Police Authority money is spent on assets such as buildings, vehicles, communications equipment and information technology. During 2009-10 capital spending was £17.5m. The chart and table below show how the money was spent and how it was funded.

Funded by:	£m
Capital grants and external contributions	3.8
Capital Receipts	3.0
Revenue Contribution	2.6
Borrowing	8.1
Total	17.5

